



CITY OF COUNCIL GROVE • 205 UNION STREET • PO BOX 313
COUNCIL GROVE, KS 66846 • 620-767-5417 • COUNCILGROVE.COM

City Council Agenda
March 15, 2025
5:30 P.M. - City Hall

WELCOME AND CALL TO ORDER

PLEDGE OF ALLEGIANCE

INVOCATION

PUBLIC COMMENT PERIOD:

Items not already on the agenda may be brought before the Governing Body. People must sign in to be eligible. (**Three-minute maximum time limit**). After three minutes, items will then be voted on to see whether to place the item on the next agenda.

CONSENT AGENDA:

- Minutes from the Previous Meeting:
- Appropriations:

Pages 2 - 3

Motion:	Seconded:	Action:	Abstention:	Este. Cost:
----------------	------------------	----------------	--------------------	--------------------

OLD BUSINESS:

- Census Final Tabulation:

Motion:	Seconded:	Action:	Abstention:	Este. Cost:
----------------	------------------	----------------	--------------------	--------------------

NEW BUSINESS:

- Veterans Event: Jim Crosby

Motion:	Seconded:	Action:	Abstention:	Este. Cost
----------------	------------------	----------------	--------------------	-------------------

- Santa Fe Trail 200: Jan Sciacca

Motion:	Seconded:	Action:	Abstention:	Este. Cost
----------------	------------------	----------------	--------------------	-------------------

- Utilities Department: Mid America Value Company:

Page 4

Motion:	Seconded:	Action:	Abstention:	Este. Cost
----------------	------------------	----------------	--------------------	-------------------

- Police Department Recommendation: Appointment of Dustin Martin

Page 5

Motion:	Seconded:	Action:	Abstention:	Este. Cost
----------------	------------------	----------------	--------------------	-------------------

- Police Department: Policies and Procedures Adoption - Active Shooter/Threat

Pages 6 - 14

Motion:	Seconded:	Action:	Abstention:	Este. Cost
----------------	------------------	----------------	--------------------	-------------------

- Riverwalk Amphitheater: SICO Mobile Folding Stage

Pages 15 - 36

Motion:	Seconded:	Action:	Abstention:	Este. Cost
----------------	------------------	----------------	--------------------	-------------------

Governing Body Comments:

Adjournment:

City Council Meeting Minutes
April 1, 2025

WELCOME AND CALL TO ORDER

Mayor Debi Schwertfeger called the regular City Council Meeting to order. Council members present were Jason Booker, Mark Berner, Denise Hartman, Sean Honer, Nathan Adams and Sharon Haun also present were the City Administrator Nick Jones, City Attorney Brian Henderson, Assistant City Attorney Molly Priest. Others attending were Jan Sciacca, Karen Exon, Ryan McDonald, Pastor Billy Kryger, Cody Catlin, Gary Catlin, Shelley Dunham, Mark Brooks, Sharmon Richardson, Sharon McVay, Nicole Aiken

PLEDGE OF ALLEGIANCE:

INVOCATION: Pastor Billy Kryger

KOMA TRAINING: 5:30pm to 6:30pm – Kansas League of Municipalities

Nicole Aiken with the Kansas League of Municipalities conducted a Kansas Open Meetings Act training session (KOMA) with the City Council, which included Mayor Debi Schwertfeger, Councilperson Jason Booker, Councilperson Mark Berner, Councilperson Denise Hartman, Councilperson Sean Honer, Councilperson Nathan Adams, and Councilperson Sharon Haun, City Administrator Nick Jones, City Attorney's Brian Henderson and Molly Priest. The training was conducted due to a technical violation of KOMA. The Attorney General's Office required the training to be conducted and documented to remediate the technical violation of KOMA and provide training to the Mayor and Council.

PUBLIC COMMENT:

N/A

CONSENT AGENDA:

Councilperson Mark Berner made a motion to approve the Consent Agenda as presented in the packet. Councilperson Sharon Haun seconded the motion. Motion Carried 5 – 0 with 1 abstention Councilperson Jason Booker.

The consent agenda consisted of:

- March 18, 2025, Minutes
- March 18, 2025, to Current Appropriations.

OLD BUSINESS

- **City Software Discussion:**
City Administrator Nick Jones requested that the Mayor, Office Committee, and Administrator move forward with selecting new software provided with a cost not to exceed \$70,000. This is due to the problems with the current software provider GWorks. Councilperson Jason Booker made a motion to approve the request with funding coming from the department budgets and the computer fund. The motion was seconded by Councilperson Denise Hartman.
Motion carried 6 – 0
- **City Lake Plat Update:**
City Administrator Nick Jones informed the Council that the updated City Lake Plat will be available on the city website on Wednesday April 2nd and that leaseholders will be able to submit questions or concerns regarding the update plat with a 30-day window to submit any questions or concerns.

NEW BUSINESS

- **Veterans Event: Jim Crosby:**
Unable to attend Council Meeting
- **Sante Fe Trail Symposium – Mark Brooks and Sharmon Richardson:**
Mark Brooks and Sharmon Richardson requested the use of Council Oak Park for the Kickoff of the Santa Fe Trail Symposium on September 19th and 20th for a wagon show in the park and requested that the attendees be allowed to stay in the back part of the park overnight and be allowed to use the showers at the armory.
Brooks also requested the use of the Riverwalk and Amphitheater for a banquet and entertainment on September 26th & 27th and asked to be allowed to set up a tent.
Brook's final request was to block off parking in front of the Territorial Ballroom and the Dealership building during those days. Brooks said the event will be a total of 9 days and hoped to top the record of attendees for the Symposium.

- **Proclamation – Daughters of the American Revolution (DAR)**

Mayor Debi Schwerdtfeger read the Proclamation for the Daughters of the American Revolution acknowledging the 100 year anniversary of the Chapter. There will be an event on April 12, 2025 from 2-4pm to celebrate the 100 year anniversary. Mayor Schwerdtfeger asked for a motion to approve the proclamation. Councilperson Denise Hartman made a motion to approve the proclamation. The motion was seconded by Councilperson Sean Honer. Motion carried 6 – 0

- **Employees Insurance Discussion:**

- City Administrator Nick Jones informed the Council that BlueCross BlueShield estimates an increase of 40% on the City Health Insurance Renewal for 2025/2026. Administrator Jones said he has meant with Rhonda Fernandez with Professional Insurance Consultants, Inc. (PIC) and that Professional Insurance Consultants will shop the city's insurance looking for similar insurance with lower cost.

- **GOVERNING BODY COMMENTS**

- **Mayor Debi Schwerdtfeger** – N/A
- **Councilperson Mark Berner** – asked that motion to go into Executive Session be writing out before hand so I can be read when making the motion.
- **Councilperson Denise Hartman** – N/A
- **Councilperson Sean Honer** – Thanked the City Crews for painting the Caboose
- **Councilperson Nathan Adams** – N/A
- **Councilperson Sharon Haun** – Dittoed the painting of the caboose and the work being done at the park.
- **Councilperson Jason Booker** – Asked the Council if the city would be interested in planting a memorial tree for Luther Pepper Henry. Booker also asked about the hydrant that needs replaced. Administrator Jones said the Water Department has it on their list to install.
- **City Attorney Brian Henderson** – said it was good to go through a refresher for KOMA and that it was good to hear that the city council has been handling it appropriately.
- **Assistant City Attorney Molly Priest** – said she spoke with Attorney Pat Riordan and that Riordan had spoken with Lake Association Attorney Kyle Steadman regarding updating the lease, so it is legal and does not violate cash basis law among other items. Priest said she hoped to have something to present at the next meeting.
- **City Administrator Nick Jones** – said that he had heard positive and negative comments regarding the bulb out for the crosswalk at the grade school.

Mayor Schwerdtfeger asked for a motion to adjourn. Councilperson Jason Booker made a motion to adjourn. Councilperson Nathan Adams seconded the motion.
Motion carried 6 – 0

Debi Schwerdtfeger Mayor

ATTEST:

Nick Jones City Administrator

Mid-America Valve & Equipment Co.
 Ph: 913-642-2442
 Fax: 913-642-2878
 PO Box 6007
 Leawood, KS 66206



Quote

To:	City of Council Grove	From:	Tom Miller
Company:		Pages:	1
Phone:		Date:	April 09, 2025
Fax:		Re:	Quote 2504091

Project Name - Replacement Actuators for Water Plant Filter Valves

Item 1: Filter 1 Effluent Valve

(1 each) Rotork IQT500 Electric Valve Actuator, 120VAC Power Supply, 4-20 ma Input/output for modulating operation, Wiring Diagram 303B0000, Watertight Enclosure, FA10 Base, Standard carbon steel adaption to mount actuator to existing 8" butterfly valve.
 \$9,800.00 each

Item 2: Filter 2 Effluent Valve

(1 each) Rotork IQT500 Electric Valve Actuator, 120VAC Power Supply, 4-20 ma Input/output for modulating operation, Wiring Diagram 303B0000, Watertight Enclosure, FA10 Base, Low profile 2 plate carbon steel adaption to mount actuator to existing 8" butterfly valve located under drain pipe.
 \$9,800.00 each

Item 3: Backwash Valve

(1 each) Rotork IQT1000 Electric Valve Actuator, 120VAC Power Supply, 4-20 ma Input/output for modulating operation, Wiring Diagram 303B0000, Watertight Enclosure, FA12 Base, Standard carbon steel adaption to mount actuator to existing 12" butterfly valve
 \$11,800.00 each

Total: \$31,400.00

Notes:

Prices include shipping costs, on-site wiring to connect power and control wires, commissioning of actuators, and assistance with removal of old actuators and installation of new actuators.

120VAC power supply conduit/wiring to the 3 valves by others. City to provide assistance to MAV service tech as necessary to remove old actuators and install new actuators on valves.



CITY OF COUNCIL GROVE • 205 UNION STREET • PO BOX 313

COUNCIL GROVE, KS 66846 • 620-767-5417 • COUNCILGROVE.COM

Police Department Recommendation

The City Administrator and Chief of Police recommend the appointment of Dustin Martin to full-time Class A Police Officer at a payrate of \$23.00 with a 6-month probationary period. This appointment is contingent on passing a physical, background check, drug/alcohol screening and psychological examination.

COUNCIL GROVE POLICE DEPARTMENT

POLICIES AND PROCEDURES

ACTIVE SHOOTER/THREAT

I. PURPOSE

- a. The purpose of this policy is to provide protocols for assessing the threat and immediately responding during active shooter/school crisis situations to limit serious injury or loss of life. While the term “active shooter” is used throughout, this policy applies to all situations where there is an active assailant posing an ongoing deadly threat, to include, but not limited to, those from firearms, vehicles, explosives, or other dangerous weapons.

II. POLICY

- a. It is the policy of this agency in active shooter situations where ongoing deadly force is reasonably likely to be employed by a suspect-and delay in taking law enforcement action could result in injury or death-that immediate action by officers at the scene is necessary when such actions are deemed reasonable to prevent further injuries or loss of life.

III. DEFINITIONS

- a. Active Shooting-An incident in which one or more armed persons have used, or are reasonably likely to use, deadly force in an ongoing manner, and where persons have been injured, killed, or are under imminent threat of death or serious bodily harm by such persons.
- b. Casualty Collection Point (CCP)-A forward location where victims can be assembled for movement from areas of risk. Based upon incident dynamics, such as the number and location of victims, multiple CCP's may be required.

- c. Cold Zone-A geographic area where first responders can operate with minimal threat to personal safety or health.
- d. Contact Officer-The first officer at the scene of an active shooting is tasked with locating the suspect and stopping the threat.
- e. Hot Zone-A geographic area, consisting of the immediate incident location, with a direct and immediate threat to personal safety or health. All violent incidents are considered hot until law enforcement determines otherwise. Only law enforcement should operate in the hot zone.
- f. Immediate Action-Rapid response by one or more officers to an active shooting based on a reasonable belief that failure to swiftly seek out and address the threat would result in death or serious bodily injury.
- g. Incident Commander (IC)-The individual responsible for all incident activities, including the development of strategies and tactics and the ordering and release of resources. The IC has overall authority and responsibility for conducting incident operations and is responsible for the management of all operations at the incident site. Responsibilities of the IC can be assumed by the officer handling the original call to the chief executive of the agency and any additional qualified officers, depending on the size, scope, and complexity of the incident.
- h. Inner Perimeter- An area established to keep the threat contained to a specific location.
- i. Outer Perimeter-An area established to keep the inner perimeter secured and to prevent outside elements from entering the incident.
- j. Rescue Task Force (RTF)-A team consisting of fire/emergency medical services personnel, paired with law enforcement officers. Fire/EMS personnel are tasked with initial treatment and triage of victims in the warm zone. Law enforcement officers are assigned

as the protection for this team and should not separate from the fire/Ems personnel.

- k. Staging Area-An area or location near the incident where outside resources respond and are quickly inventoried for utilization and assignment at the incident. There may be more than one staging area.
- l. Unified Command (UC)-An incident command system used when there is more than one agency with incident jurisdiction, or when incidents cross political jurisdictions. Agencies work together through designated members of the UC, often the senior person from agencies and/or disciplines participating in the UC, to establish a common set of objectives and strategies. The IC responsibility is shared within the UC, with the function most important at the time taking the lead role. The lead responsibility may shift as the incident progresses.
- m. Warm Zone-A geographic area where law enforcement has either cleared or isolated the threat to a level of minimal or mitigated risk; can be considered clear, but not secure.

IV. PROCEDURES

A. Situational Assessment

Based on available information, dispatched responders or officers already at the incident scene may verify that an active shooter situation exists through information provided by communications personnel; from persons confined within or exiting the target location; from witnesses; by reports of, or sounds of, gunfire, or through related means.

When available and as time permits, witnesses, or others should be asked about the location and number of suspects, the suspects weapons, persons injured, the number and location of persons in possible jeopardy, and the use or location of improvised explosive devices.

Upon completion of the initial assessment, the first arriving officer shall:

Advise communications and request resources deemed necessary, and

Determine whether to take immediate action alone or with another officer or wait until additional resources are available.

B. Individual Officer Intervention

In some instances, an individual officer may be present within or near the active shooting location. Whether on or off duty, in uniform or civilian clothes, he or she may determine that immediate action is necessary and reasonable to stop the threat. That decision may take into consideration the officer's ability to effectively intervene, based on his or her training.

As soon as practical, the officer shall notify communication that an active shooter situation exists. The officer should provide the following information and updates as available.

- A. The identity, location, manner of dress, and proposed actions of the officer at the scene.
- B. Information about the suspect to include a physical description, weapons, equipment such as body armor, and current location and actions
- C. Available information on people injured or under threat, their locations, emergency resources required, and recommended points of entry.

When displaying firearms while in plain clothes, officers shall verbally identify themselves as law enforcement and conspicuously display their badge.

If officers are unarmed, they can still play a critical role in active shooter response through the following actions

- a. Facilitate evacuation by
 - i. Locating points of egress and directing people to those evacuation points if reasonably safe to do so.

- ii. Locating and directing persons hiding in unsecure locations to evacuation points. If evacuation is not possible.
 - iii. Helping locate and direct persons to safer locations, preferably with thick walls and solid doors that can be barricaded with heavy furniture or objects.
 - iv. Directing individuals to silence all personal electronic devices, take cover, and remain silent.
 - v. Taking any actions possible to distract, disrupt, divert, or incapacitate the suspect using surprise attacks and any aggressive force possible.
- b. When possible, assisting with the injured and directing incoming teams to injured persons.

C. Contact Officer or Team Response

The mission of the contact officer or team is to locate and stop the threat. Even if the threat seemingly has been terminated, contact officers or teams are required to render the location safe, assist in screening and the orderly evacuation of persons to a designated area, and locating any other persons still in hiding.

Normally, only one contact officer or team shall be deployed at any given time. Additional officers or teams may be deployed at the direction of the IC to provide tactical advantage. The IC shall ensure that each team is aware of the other officers' or teams' locations and actions.

The contact officer or team shall be provided with a clear communications channel to supply the following types of information:

- a. The officer or teams progress and location
- b. The location and number of victims and their needs

- c. The estimated number of suspects involved
- d. The suspect's description and weapons if known
- e. The location of any booby traps or explosives.

The contact officer or team shall locate the suspect in the most expeditious manner possible to stop the threat. In doing so, officers should not stop to render aid or assistance to victims, but may, where reasonably possible, inform them that RTF's are forthcoming and direct them to a safe point of egress or hiding if it's safe to do so.

The contact or team should employ tactical advantages such as avoiding the use of the main entrance to provide an element of surprise and to bypass potential booby traps or ambush.

The contact officer or team should not attempt to conduct a thorough clearing of the location, but should follow sounds, such as gunfire, yelling, or screaming; observations of victims and bystanders; and related information to help locate the suspect as soon as possible.

Once the location of the suspect is known and any immediate threat is eliminated, the contact officer or team should proceed to clear all portions of the location if more suspects are in hiding. If victims are encountered who require immediate trauma care, the contact officer or team shall provide such care prior to continuing to clear the location. Arriving tactical or other officers should be called upon to help clear the location of potential suspects, locate and evacuate persons in hiding, and render safe any dangerous munitions or armament.

The contact officer or team shall switch its focus to providing trauma care as necessary when the primary mission is completed.

D. Rescue Task Force (RTF)

Once the contact officer or team is deployed, and as officers and resources arrive at the incident scene, the IC should ensure that RTF's are formed to provide trauma care and help evacuate victims.

RTFs shall be organized under a team leader, deploy in tactical formations consistent with agency training, and be prepared to respond to hostile action as rapidly changing circumstances may place them in contact with suspects. In such instances, the RTF shall be prepared and equipped to serve as the contact team.

RTFs shall be deployed only after the contact officer or team has made entry, provided a status report, notified the command post of the location of victims, established warm zones, and determined that rescue efforts may begin.

Wounded and injured persons shall be quickly searched, if reasonable, for weapons, quickly treated for obvious life-threatening injuries and removed to the designated CCPs with cover and movement of such persons provided by RTF member. If emergency medical personnel are not yet in place, basic trauma care shall be the responsibility of RTF members until they are relieved by medical personnel.

E. Unified Command

Unified command shall be established as soon as possible.

The IC shall ensure that the following actions are accomplished:

- a. Organize and establish unified interagency communications
- b. Establish an inner perimeter to control access to and egress from the area of risk.
- c. Establish an outer perimeter.
- d. Establish staging areas in the cold zone for the following purposes and notify communications of their locations:
 1. For responding officers and other emergency personnel.
 2. For treatment of the injured and evacuation by EMS or CCP

3. Where individuals without injuries should be directed for identification and debriefing. (Evacuation area)
 4. To accommodate arriving family members of persons at the incident scene
 5. For the media (Appropriate PIO)
- e. Ensure that officers assigned to the notification center maintain custody and control of all persons and document their identities until they can be reunited with family or others.
 - f. Request mutual aid if necessary.
 - g. Establish traffic control and management for the ingress and egress of public safety vehicles. Special consideration should be considered for rapid transport of the injured.
 - h. Contact appropriate aviation resources to control air space for possible medical evacuation resources and to establish restricted air space for LEO.
 - i. Request emergency Medical Services
 - j. Initiate intelligence gathering on possible suspects.
 - k. Summon chaplains and peer support to provide information to relatives of victims.
 - l. Coordinate with owners or officials of the target location for floor plans; site layout; and a roster, including emergency contact information as available, of employees, students, residents, visitors, or others believed to be on site.
 - m. Assign a recorder to document actions at the command post.
3. When available on the scene, a tactical team may be assigned as appropriate to
 - a. Contain the location

- b. Assist RTFs
- c. Help locate the suspect or relieve the contact officer or team.
- d. Help locate and safeguard any explosives pending removal
- e. Provide special weapons and equipment as needed.

4. Additional officers shall be deployed to control access to the location and monitor the perimeter.

F. Community Notification

The Public Information Officer or other designated individuals shall be responsible for ensuring appropriate information is distributed in a timely manner to the community. This may include:

- a. Shelter in place warnings for nearby locations during the situation
- b. Alerts to avoid the area due to heavy law enforcement activity.
- c. Specific directions for individuals who elect to visit the scene.

G. Debriefing

As soon as reasonably possible after the incident, the agency shall conduct a debriefing of essential personnel involved in the incident. The debriefing shall identify areas of potential improvement and determine whether changes in operations protocols, policy, or training may be warranted.

H. Training

This agency shall provide active shooter training to all sworn personnel, including simulation exercises conducted in schools and other facilities and partnering first response agencies, where appropriate.

David Ideses :

INVOICE #: 099

4531 west 8th Court

INVOICE DATE: 04/12/2025

Hialeah, Fl 33012

(954)648-3604

Bill To

City of Council Grove

205 N. Union Street

Council Grove, Ks 66846

Description:

Sales Tax: Tax Exempt

\$0.00

Quantity (35) Pre-Owned Sico Mobile Folding Stages 6' by 8' by 4' foot tall

with 4' Foot Tall Aluminum Steps, we will also load all stages and to the

transport vehicle. Loading Address will be 3950 west 16th Ave Hialeah, Fl

33012, we have a forklift available to load stages.

Total Amount Due:

\$25,000.00






STAGE & RISER SOLUTIONS



SICO Tri-Height Stage



Low see-through profile allows for easy movement of stage units.



A spring assist pop-up feature assists in the deck reversal without dismantling a stage set-up.

The SICO Tri-Height Stage is a system that features three variable height adjustments, making for much more versatile staging. Set-up at a single level for meeting room stages, fashion runways, or head table settings. Set-up tiered configurations for seating or choral risers.

Easy to operate:

- Requires minimal effort to set-up, keeping staffing requirements and labor costs to a minimum.

Easy to set-up and take-down:

- Each section rolls in on 5-inch (13cm) swivel rubber casters and is quickly and easily set into place. The wheels lower automatically and engage to the floor as the unit is folded and rolled into storage.

Less Units to be Handled:

- 6' x 8' (183cm x 244cm) stages make for the perfect head table riser. Allows 30" (76cm) for tables, 18" (46cm) for chairs, plus 24" (61cm) for serving space. 4' x 8' (122cm x 244cm) require twice as many units.

More staging options!
Reversible decks feature a combination of carpet and hard surface, or hard surface on both sides.



Velcro on all sides of stage makes for quick and easy adjustable drape attachment. Drapes are adjustable, allowing for full deck-to-floor coverage at all heights.

Tri-Height stages are designed to meet or exceed industry standards.

Larger Decks Reduce Cost:

- 6' x 8' (183cm x 244cm) stages require less units for staging configurations compared to 4' x 8' stages (122cm x 244cm).

Security:

- Over-center locking mechanism keeps legs locked into place during transport.

Accessories:


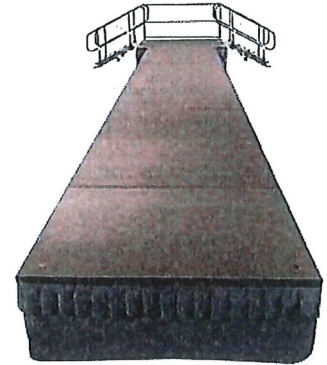

- Adjustable step units, ADA ramps, guard rail covers, chair/table stops & drapes.

Guard Rails:

- This added safety feature must be used with all Sico stages and risers.

Service:

- SICO offers free space analysis drawings, which will provide accurate layouts for your venue with the appropriate number of stages and stage accessories.
- Warranty: 3-year warranty against manufacturer's defects. Lifetime warranty on welds.
- See specifications on page 18.




Rigid one piece unitized steel frame supports the decks. The decks nest firmly within the frames.


Simply remove four bolts (with conventional allen wrench or power drill) to easily reverse deck surface.



Changing heights is simple with the SICO built-in lock and pin mechanism. Just rotate the yellow handle and adjust to the desired height. Adjusts in 6" (15 cm) increments, adhering to ADA (Americans with Disabilities Act) requirements.



Overlapping of decks in the riser set-up eliminates the possibility of chair legs sliding through. No additional chairstop required!



The stage sections lock together with built-in unit-to-unit connectors when units are at the same or varying heights. No cords, Velcro, straps, or tape are necessary to hold stages in place.

SICO 1800

Dual-Height Stage


The Dual-Height / Single Height 1800 series offers all the advantages of a mobile folding stage, plus the added simplicity and speed of built-in height adjustability. **P20**

Single Person Set-up:

- Designed to be set-up and taken down by one person resulting in considerable savings in labor and time.


Less Units to be Handled:

- 6' x 8' (183cm x 244cm) stages make for the perfect head table riser. Allows 30" (76cm) for tables, 18" (46cm) for chairs, plus 24" (61cm) for serving space. 4' x 8' (122cm x 244cm) require twice as many units.



Each section of a SICO 1800 mobile folding stage rolls freely on its own four casters. No heavy sections to lift and carry, no storage caddies necessary.

Over-center locking mechanism keeps legs locked into place during transport.



Vinyl coated steel edge banding provides long lasting wear and durability.

Velcro on all four sides of stage make for easy drape attachment. Drapes are adjustable, allowing full deck-to-floor coverage at all heights.

Unit-to-unit lock for tiered riser or stage set-up guarantees that stages are locked together for safety and security.



SICO's pin and cable operation allows for easy height adjustment.

Accessories:


- Adjustable step units, ADA ramps, guard rail covers, chair/table stops and drapes.

Guard Rails:

- This added safety feature must be used with all SICO stages and risers.

Service:

- SICO offers free space analysis drawings, which will provide accurate layouts for your venue with the appropriate number of stages and stage accessories.
- Warranty: 3-year warranty against manufacturer's defects. Lifetime warranty on welds.
- See specifications on page 18.





Ideal for head table risers, performance stages, fashion runways, speaker's platform and theatre-in-the-round.

Carpet or hard surface for long lasting wear and durability.



1/8" (.32 cm) unitized steel frame for long lasting strength and durability. Meets or exceeds industry standards!



Universal guardrails are used with the 1800 Stage, as well as the SICO Tri-Height stage.

SICO X-Press® Stage & Riser

The SICO X-Press® is a stage and riser system designed to meet a facility's ever-changing needs. The X-Press® converts easily from one application to another without the necessity of lifting heavy folding leg units.

Built to Stand-Up to your Needs:


- The SICO deck is structural, light-weight, and quiet. These features are made possible by a special resin impregnated honeycomb core, a solid edge, and complemented by our standard hard surface or carpeted surface.

Lightweight Frame & Deck:

- The lightweight frames and decks allow for ease of handling. Available in 4' x 8' (122cm x 244cm) or 3' x 8' (91cm x 244cm) to meet your particular requirements. 3' x 8' units (91cm x 244cm) are recommended for riser configurations.

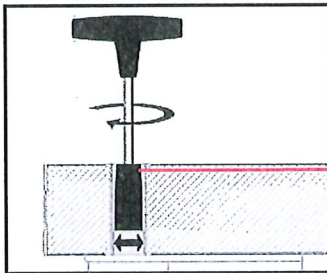
Sturdy:

- 14-gauge unitized steel frame for long lasting strength and durability.
Meets or exceeds industry standards!



Mobile caddies are available which hold up to 8 decks and frames, or 256 sq. ft. (24 sq.M) of staging for ease of storage and transport.

Choose between a standard black hard surface, or a choice of carpet colors. Single sided or reversible decks are available.



Exclusive expanding rubber gasket at the base of each flex pin allows decks to be secured to the frames and sit flush with the deck surface.



Snap action lock secures deck sections together in a stage or riser set-up.

Flexible:

- Available in a variety of heights with 6" (15cm) increments to meet ADA requirements.

Accessories:



- Adjustable step units, ADA ramps, guard rail covers, and drapes.

Guard Rails:


- This added safety feature must be used with all SICO stages and risers.

Service:

- SICO offers free space analysis drawings, which will provide accurate layouts for your venue with the appropriate number of stages and stage accessories.
- Warranty: 3-year warranty against manufacturer's defects. Lifetime warranty on welds.
- See specifications on page 19.



Center frame legs have two adjustable glides to help level the stage on uneven surfaces.



Heights are easily set with adjustable pull pins.

The compact, light-weight frame is set in place, unfolded, and automatically assumes the correct position for attaching the deck.

SICO Harmony Choral Risers

The innovative design of the SICO Harmony Choral Riser makes it easy to handle, P24 quiet, and secure. The Harmony is available in both a three-tier and four-tier model.

Easy to handle:


- Four wheel design means no lifting to transport. Everything is contained in one unit, no parts to carry or add on.

Easy to fold:

- Transport and storage are easy for staff. One simple lifting motion makes it easy to fold up units. No disassembly required.

One Person Operation

- Deck frames are welded aluminum to minimize weight.
- Unit-to-unit cam connector draws units together and locks them in place. Nothing to unbolt or unscrew for set-ups or take-downs.



Available in both three and four-tier models.



Guardrail folds down over unit and secures the risers in an upright position. Both 3 and 4 rise units will roll through a standard 36" (91cm) door.

Side Rails:

- This added safety feature must be used with all Harmony Choral Risers.

Service:

- SICO offers free space analysis drawings, which will provide accurate layouts for your venue with the appropriate number of choral risers.

Built to last:


- Carpet completely wraps tops and sides of all decks providing a quiet, acoustical asset to your performances. Carpet also eliminates the possibility of catching robes on sharp edges.
- Both the wheels and non-marking contact feet will not scratch floors, and are quiet, even on hard floors.
- 15-year warranty against manufacturer's defects. Lifetime warranty on welds.
- See specifications on page 19.



The black frame offers an attractive appearance without reflective surfaces.



Exclusive deck locks allow quick configuration changes. Nearly instantaneous change of the deck arrangement from a curved to either a straight-line set-up, or a combination of curved and straight line. No tools required for change.



Side Rails mount to back of unit when in stored position.

SICO ROLL N' SET

The Ultimate in Performance Stages

Fast Set-Up Time:

- An experienced crew of four can set a 40' x 64' (12.2m x 19.5m) stage in less than 30 minutes, (60 minutes with accessories package) saving labor costs for many years. The Roll N' Set stage can be cleared in even less time.

Easy To Use:



- No lifting of decks: Four - 4' x 8' (1.2m x 2.4m) decks are stored directly on each mobile frame; 128 sq. ft. (12 sq m) of stage per unit! Crewmembers will simply slide decks into place. This time-saving feature eliminates the need to lift any decks during set-up.

Easy Height Adjustment

- "Gas Spring" lift assembly available.

Solid Attachment:

- The flex pin connectors provide a quick and solid attachment between the decks and the frames without any loose parts or hole-plugs.



SICO EXCLUSIVE!

Universal Pin Connectors are capable of 2, 3 or 4-way bridging. They always remain in place and they allow any stage unit to work in any location. Expanding rubber gasket at the base of each flex pin allows decks to be secured to the frames.

SICO EXCLUSIVE!


Adjustable glide provides for small height corrections.

SICO EXCLUSIVE!

Bridging bars store directly on the frame.

SICO EXCLUSIVE!

Convenient foot pedals easily raise the stage units onto rugged casters, so that entire stage sections can be relocated without disassembly.



Reversible Decks:

- Reversible decks offer a long wearing carpet surface or a scratch resistant Tuff-Deck smooth surface.

Storage:

- The Roll N' Set stage units are quickly folded, and easily rolled to and from your storage area. No deck pallets or storage caddies are required, saving money and storage space. Folded Roll N' Set stage units serve as mobile folding caddies for the decks. Stored units are also designed to accommodate forklifts.

Riser Configurations:


- Optional connectors can be used to create a tiered seating riser configuration.

Accessories:

- Adjustable step units, ADA ramps, guard rail covers, drapes, backdrops and crowd control barriers (see pages 16-17).

Guard Rails

- This added safety feature must be used with all SICO stages and risers.
- Warranty: 3-year warranty against manufacturer's defects. Lifetime warranty on welds.
- See specifications on page 20.



Stacking caddies available

SICO offers free space analysis drawings, which will provide accurate layouts for your venue with the appropriate number of stages and stage accessories.



SICO EXCLUSIVE!

- The multi-layer construction of the decks eliminates annoying "drumming."
- The holes in the corners of the deck go all the way through, making it easy to visually line up the flex pins on a frame.
- Velcro around each deck allows for quick and easy installation of stage skirting without any clips or pins.

SICO EXCLUSIVE!

All operational parts are painted a bright yellow for easy identification.

SICO FOLD N' SET STAGE & RISER

P28

The **SICO Fold N' Set stage** provides a very solid feel for performers and solid savings in time and labor for set-up crews.

Easy Set-Up:

- Frames automatically unfold to 90 degrees for quick installation of the structural decks. Frames and braces are quickly assembled without tools. The stage height is easily changed. Bridge decks are quickly installed between frames.

Quiet and Stable Surface:

- Reversible decks offer a long wearing carpet surface or a scratch resistant Tuff-Deck smooth surface.

Solid Attachment:

- The flex pin connectors provide a quick and solid attachment between the decks and the frames without any loose parts or hole-plugs.

Minimum Storage Space:


- The frames and braces store on mobile storage caddies that are easily rolled from storage to the set-up location.

Accessories:

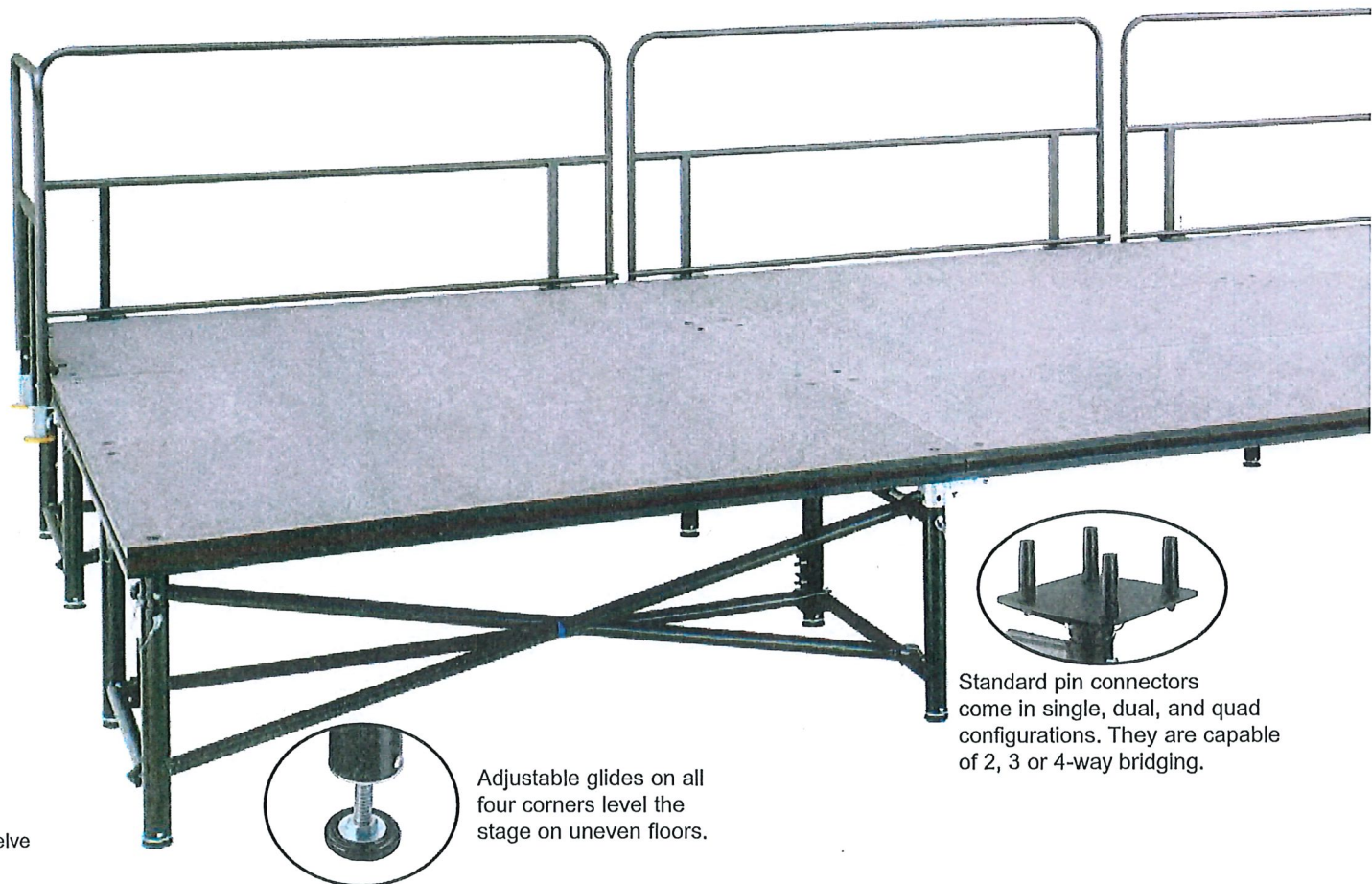
- Adjustable step units, ADA ramps, guard rail covers, drapes, backdrops and crowd control barriers (see pages 10 & 11).

Guard Rails

- This added safety feature must be used with all SICO stages and risers.
- Warranty: 3-year warranty against manufacturer's defects. Lifetime warranty on welds.
- See specifications on page 20.



Sway braces store on frames.

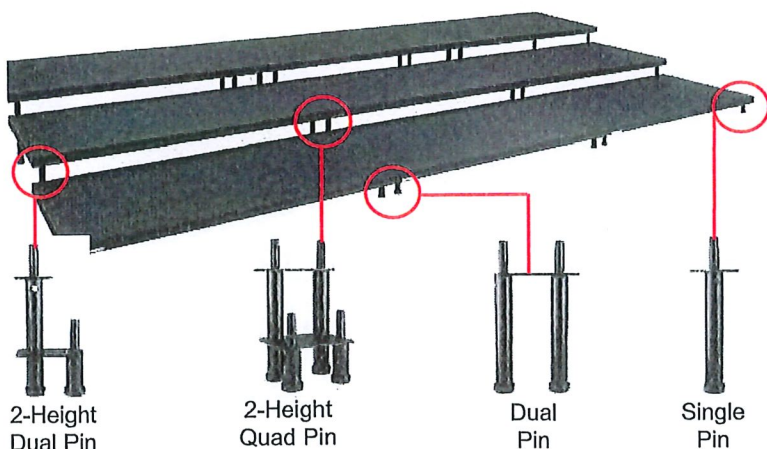


Adjustable glides on all four corners level the stage on uneven floors.

Standard pin connectors come in single, dual, and quad configurations. They are capable of 2, 3 or 4-way bridging.




Mobile Storage Caddies for Fold N' Set frames and decks.



Insertable legs are available for stage heights up to 24".



Large open spaces beneath the decks are ideal for stringing cables or stage-side storage.



12' x 24' multi-height stage:
9 decks supported by 4 frames.

SICO offers free space analysis drawings, which will provide accurate layouts for your venue with the appropriate number of stages and stage accessories.

SICO FOLDING LEG STAGE & RISER

P30

The **SICO Folding Leg system** offers extreme flexibility in one easy-to-use package. It can be set as a performance stage, tiered risers, choral or orchestra riser. The system offers a wide range of heights and the stage units can be locked together either at the same height or tiered heights.

Flexible:

- Three different leg assemblies available, adjustable VT legs for hills or stair steps, adjustable H-legs for level surfaces, or insertable legs for more height options.

Strong:

- Unitized steel frames for strength, stability and a long service life.

Quick Locking Action:

- Whether in a riser assembly or in a stage configuration. Metal unit-to-unit locks quickly lock tiered units in the proper alignment.

Indoor and Outdoor Use:

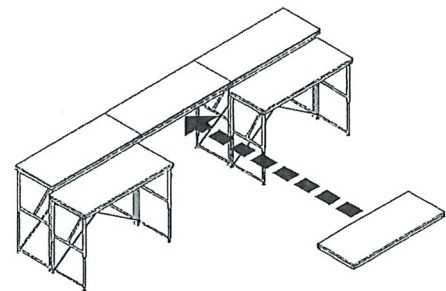
- Your facility can choose a standard system for interior use, or a system specially designed for outdoor use that features sealed decks, zinc coated legs, and Skidguard (a tough, UV stable deck surface).

Accessories:

- Adjustable step units, ADA ramps, guard rail covers, drapes, enclosure panels and crowd control barriers (see pages 16 & 17).

Guard Rails

- This added safety feature must be used with all SICO stages and risers.
- Warranty: 3-year warranty against manufacturer's defects. Lifetime warranty on welds.
- See specifications on page 20.



Bridge units slide into channels built into the ends of leg units.

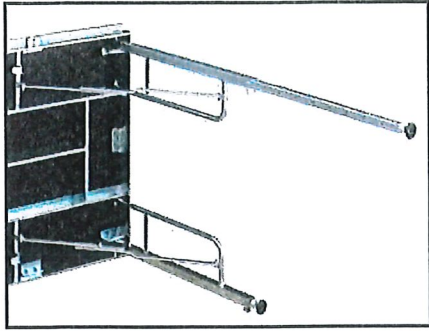


Roto-Locks, used on professional stages worldwide, lock units and bridges together.




Gravity slide-pin locks work two ways, holding legs locked when opened for use and locking legs inside the frame when stored.

Simply pull yellow handles to adjust height.





Variable Terrain units are standard 4' x 8' (122cm x 244cm) or 3' x 8' (92cm x 244cm) with individually adjustable legs for indoor-outdoor use, uneven terrain, over hockey dashers, etc. Zinc-plated frame and legs for exterior use. Custom sizes also available.



Insertable legs of 8", 12", 16", and 24" (20cm, 30cm, 41cm, and 61cm) can be easily used with either folding leg units or bridge decks to create additional height options.




The SICO Folding Leg system can be easily reconfigured into risers, band shell set-ups, performance stages, or runways.



H-Leg units set-up fast, and adjustable glides level frames on uneven floors. Available in 4' x 8' (122cm x 244cm) and 3' x 8' (92cm x 244cm). Custom sizes also available.

SICO offers free space analysis drawings, which will provide accurate layouts for your venue with the appropriate number of stages and stage accessories.




Caddies can be stacked to minimize storage space.


SICO ACCESSORIES

SICO CB4/6 CROWD CONTROL BARRIERS

Portable, folding barrier sections. 4' (122cm) high x 4' (122cm) or 6' wide (183cm) with a continuous rear security step.



Units lock in the folded position for easy handling.




4 or 6 unit Tip-Off Caddies



SICO UNIVERSAL RAMPS

- SICO Adaptable Ramps are mobile folding units, allowing the same fast set-up as you can have with a SICO portable folding stage.
- SICO Adaptable Ramps meet the requirements of the ADA (Americans with Disabilities Act). The SICO Ramps are "adaptable" for use with any and all SICO stages, including performance and meeting room staging and risers. Our ramps have a gradual incline of 1" (2.5cm) per foot (30.5cm). They exceed the minimum width of 3' (91.4cm), and include guardrails for both sides designed for use by those in wheelchairs.
- SICO Adaptable Ramps are modular. A ramp that fits a facility's highest stages will also meet all lower stage height needs.
- All Ramp surfaces are carpeted.
- Ramps may require turnarounds depending on available space.



Ramps roll easily into place on specially designed caddies.



Guardrail caddies make transport easy.


Please contact the SICO sales department for your requirements. Any stage over 30" (76cm) in height must have a ramp turnaround to meet ADA requirements.

SICO ACCESSORIES

P33

SICO UNIVERSAL GUARD RAILS & GUARD RAIL COVERS


Guardrails are an added safety feature that must be used with all SICO stages and risers.. SICO has guardrails to fit any of our stage and riser systems. Guardrail covers slip on over the guardrails to add a professional, finished look to your stage. They may be in a color similar to your stage drapes or in a color that blends with your facility's furnishings. Guardrail covers can be professionally imprinted with the logo of your facility or your frequent customers



SICO UNIVERSAL STEPS



SICO STAGE DRAPES



No stage is complete without the finishing touch of draperies. Continuous Velcro strips make them adjustable in length to match the height ranges of your stage. Velcro also makes them extra -easy to attach and remove. SICO supplied draperies are made of attractive flame-retardant fabric which retains its beauty over the years. They match companion SICO backdrop draperies. Choose from more than a dozen colors, or supply us with your drapery material and we will custom fit draperies to your stage sizes.

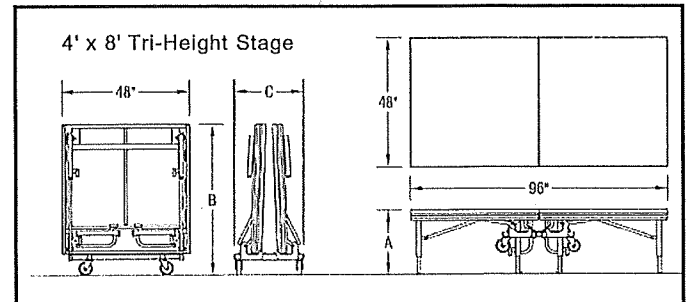
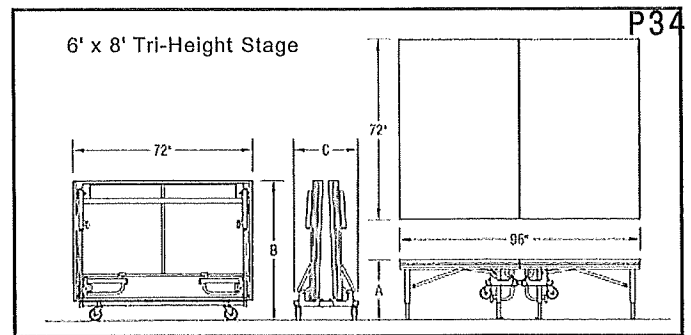
SICO CHAIR STOPS



SICO Tri-Height Stage Specifications:

Model #	A: set-down ht.	B: storage ht.	C: storage length/width
S3H316C??41B	12"/18" (31/46 cm)	49.5" (124cm)	72" x 27.25" (183cm x 69cm)
S3H316E??41B	18"/24"/30" (46/61/76 cm)	55.5" (141cm)	72" x 25.5" (183cm x 65cm)
S3H316F??41B	24"/30"/36" (61/76/91 cm)	61.5" (156cm)	72" x 29.5" (183cm x 75cm)
S3H316G??41B	30"/36"/42" (76/91/107 cm)	67.5" (171cm)	72" x 29.5" (183cm x 75cm)
S3H314C??41B	12"/18" (31/46 cm)	49.5" (124cm)	48" x 27.25" (122cm x 69cm)
S3H314E??41B	18"/24"/30" (46/61/76 cm)	55.5" (141cm)	48" x 25.5" (122cm x 65cm)
S3H314F??41B	24"/30"/36" (61/76/91 cm)	61.5" (156cm)	48" x 29.5" (122cm x 75cm)
S3H314G??41B	30"/36"/42" (76/91/107 cm)	67.5" (171cm)	48" x 29.5" (122cm x 75cm)

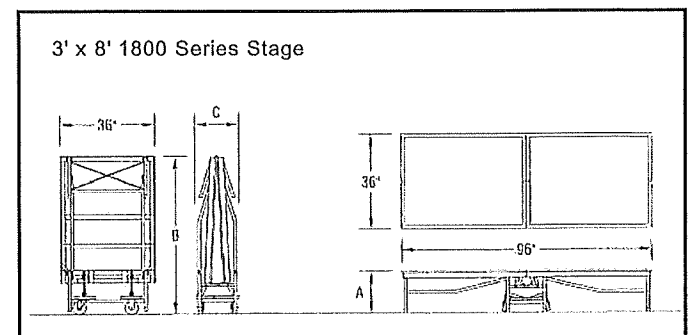
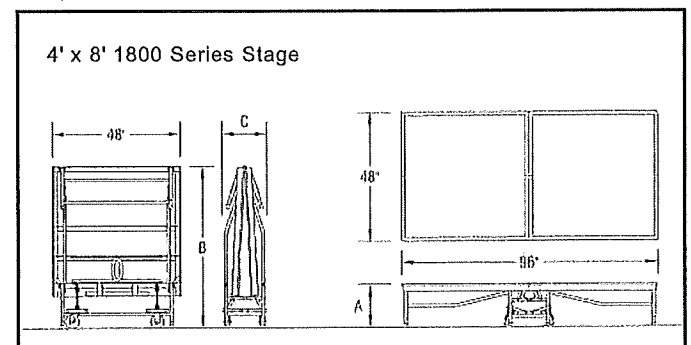
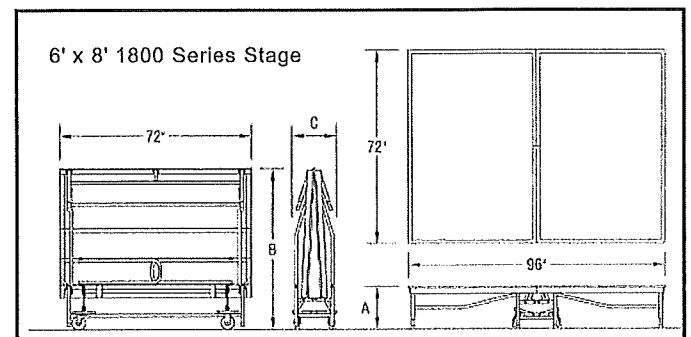
Above Tri-Height model numbers for reversible decks (carpet on one side, hard surface on reverse side). Hard surface on both sides is available.



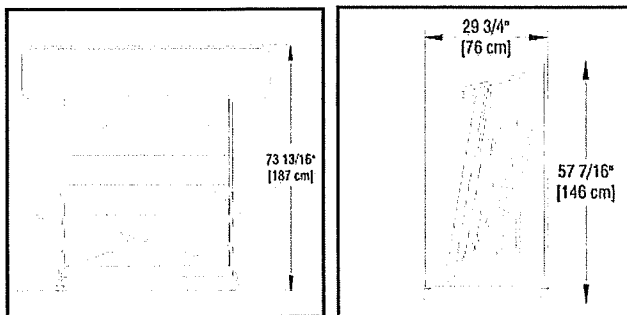
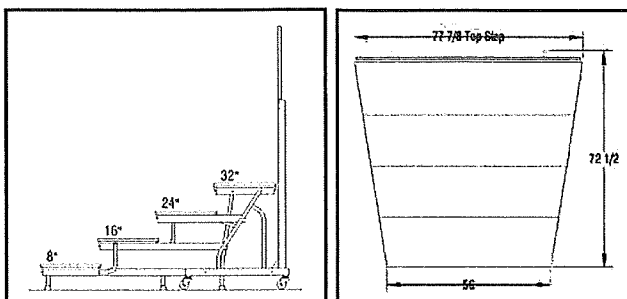
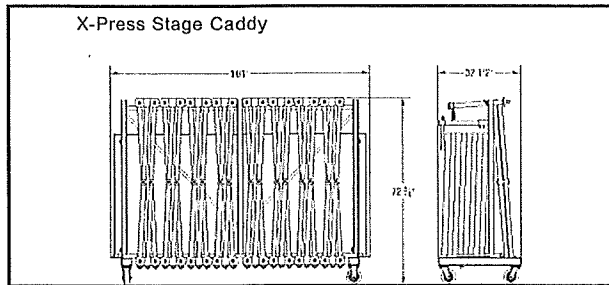
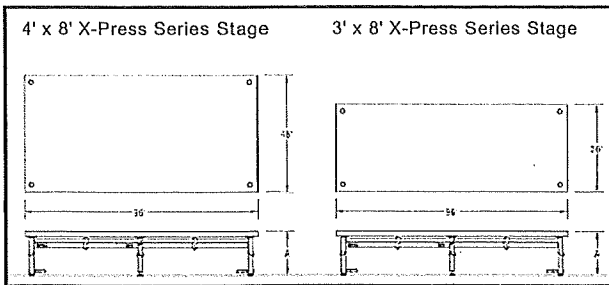
SICO 1800 Stage Specifications:

Model #	A: set-down ht.	B: storage ht.	C: storage width
6' x 8' (183cm x 244cm)			
1882-624	16" - 24" (41cm - 61cm)	60" (152cm)	17" (43cm)
1882-632	24" - 32" (61cm - 81cm)	68" (173cm)	21" (53cm)
1882-640	32" - 40" (81cm - 102cm)	76" (193cm)	21" (53cm)
6' x 8' (183cm x 244cm)			
1881-608	8" (20cm)	52" (132cm)	16.5" (42cm)
1881-616	16" (41cm)	60" (152cm)	17" (43cm)
1881-624	24" (61cm)	68" (173cm)	21" (53cm)
1881-632	32" (81cm)	76" (193cm)	21" (53cm)
4' x 8' (122cm x 244cm)			
1882-424	16" - 24" (41cm - 61cm)	60" (152cm)	17" (43cm)
1882-432	24" - 32" (61cm - 81cm)	68" (173cm)	21" (53cm)
1882-440	32" - 40" (81cm - 102cm)	76" (193cm)	21" (53cm)
4' x 8' (122cm - 244cm)			
1881-408	8" (20cm)	52" (132cm)	16.5" (42cm)
1881-416	16" (41cm)	60" (153cm)	17" (43cm)
1881-424	24" (61cm)	68" (173cm)	21" (53cm)
1881-432	32" (81cm)	76" (193cm)	21" (53cm)
3' x 8' (91cm x 244cm)			
1881-308	8" (20cm)	52" (132cm)	16.5" (42cm)
1881-316	16" (41cm)	60" (152cm)	17" (43cm)
1881-324	24" (61cm)	68" (173cm)	21" (53cm)
1881-332	32" (81cm)	76" (193cm)	21" (53cm)

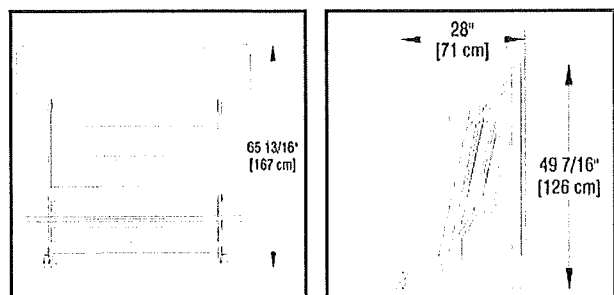
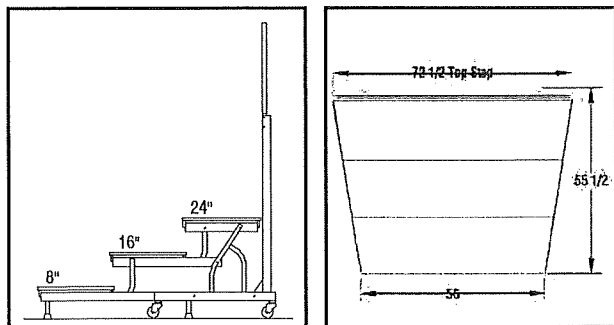
Above model numbers for Tuff-Deck (hard surface).
For carpeted deck, change the third digit to a "1". For
example: 1811-416 = carpeted stage 4' x 8' - 16" high
(122cm x 244cm - 41cm)



Please contact SICO sales for
your accessory needs: guardrails,
steps, ramps, and drapes.



END VIEW



END VIEW

Model # Decks	Description: Decks	Model # Frames	Description: Frames
SND144401	4' x 8' Tuff-Deck / Non-reversible (122cm x 244cm)	SNM124AB	4' x 8' / 6" high * (122cm x 244cm)
SND144XXX	4' x 8' Carpet / Non-reversible (122cm x 244cm)	SNM124BB	4' x 8' / 12" high (122cm x 244cm)
SND144XXXR	4' x 8' Tuff-Deck/Carpet reversible (122cm x 244cm)	SNM124CB	4' x 8' / 18" - 24" high (122cm x 244cm)
SND143401	3' x 8' Tuff-Deck / Non-reversible (91cm x 244cm)	SNM124DB	4' x 8' / 24"-30"-36" high (122cm x 244cm)
SND143XXX	3' x 8' Carpet / Non-reversible (91cm x 244cm)	SNM123AB	3' x 8' / 6" high * (91cm x 244cm)
SND143XXXR	3' x 8' Tuff-Deck/Carpet (91cm x 244cm)	SNM123BB	3' x 8' / 12" high (91cm x 244cm)
SAX12FXXX	4' x 4' Corner-Section / Floor Standing (122cm x 122cm)	SNM123CB	3' x 8' / 18" - 24" high (91cm x 244cm)
SAX12SXXX	4' x 4' Corner-Section / Stage Mounted (122cm x 122cm)	SNM123DB	3' x 8' / 24"-30"-36" high (91cm x 244cm)

*6" (15cm) high frames are non-folding.

- The 3' x 8' (91cm x 244cm) lightweight frame weighs only 67 lbs. (30 kg.) The 4' x 8' (122cm x 244cm) lightweight frame weighs only 70 lbs. (32 kg.).
- The 3' x 8' (92cm x 243cm) deck weighs only 84 lbs. (38 kg) and the 4' x 8' (122cm x 244cm) deck weighs only 96 lbs. (44 kg).

Harmony 4-RISE MODEL #2610-432 Specifications:*

UNITS	GROUP CAPACITY	WIDTH & DEPTH
2	32-40	12' 10" x 6' 11.5" (391cm x 212cm)
3	48-61	18' 10.5" x 7' 7.75" (575cm x 233cm)
4	64-82	24' 5" x 9' 5" (744cm x 276cm)
5	80-103	29' 4.5" x 10' 4.25" (895cm x 316cm)
6	96-124	33' 7.75" x 12' 3.25" (1026cm x 374cm)
7	112-145	37' .75" x 14' .75" (1130cm x 429cm)
8	128-166	39' 7.75" x 16' 4" (1208cm x 498cm)
9	144-187	41' 1.5" x 18' 5" (1253cm x 561cm)
10	160-208	41' 8" x 20' 10.5" (1270cm x 636cm)

First capacity number: Performers shoulder to shoulder.

Second capacity number: Performers facing center, shoulders turned in.

* Cloud Gray carpet only. Depth of risers is measured in curved configuration.

Harmony 3-RISE MODEL #2610-324 Specifications:*

UNITS	GROUP CAPACITY	WIDTH & DEPTH
2	24-32	11'-11" x 5' 3.75" (363cm x 162cm)
3	36-48	17' 6.5" x 5' 11.75" (535cm x 182cm)
4	48-64	22' 9" x 7' 5.25" (693cm x 227cm)
5	60-80	27' 5.5" x 8' 10" (837cm x 269cm)
6	72-96	31' 5.5" x 10' 8.75" (959cm x 327cm)
7	84-112	34' 8" x 12' 6.75" (1057cm x 383cm)
8	96-128	37' .5" x 14' 10.5" (1129cm x 453cm)
9	108-144	38' 6" x 16' 11.75" (1173cm x 518cm)
10	120-160	39' .5" x 19' 6.25" (1190cm x 595cm)

First capacity number: Performers shoulder to shoulder.

Second capacity number: Performers facing center, shoulders turned in.

* Cloud Gray carpet only. Depth of risers is measured in curved configuration.

SICO ROLL N' SET SPECIFICATIONS:

8' x 8' (244cm x 244cm) stage units consist of two
4' x 8' (122cm x 244cm) Venue Maker decks.

Model #	Height
SRS318AB	48" to 72" height (122cm to 183cm)
SRS381BB	42" to 60" height (107cm to 153cm)
SRS318CB	36" to 54" height (92cm to 137cm)
SRS318DB	39" to 62" height (100cm to 160cm)
SPC311B	Roll N' Set Pin Connector Kit required with each frame unit.

SICO FOLDING H-LEG STAGE SPECIFICATIONS: P36

Model #	Width & Length	Height
SVT11B4C	4'x8' (122cm x 244cm)	24"-32" (61cm-81cm) Glides raise to 36" (91cm)
SVT11B4B	4'x8' (122cm x 244cm)	32"-48" (81cm-122cm) Glides raise to 52" (132cm)
SVT11B4A	4'x8' (122cm x 244cm)	48"-80" (122cm-203cm) Glides raise to 84" (213cm)
SVT11B3C	3'x8' (91cm x 244cm)	24"-32" (61cm-81cm) Glides raise to 36" (91cm)
SVT11B3B	3'x8' (91cm x 244cm)	32"-48" (81cm-122cm) Glides raise to 52" (132cm)
SVT11B3A	3'x8' (91cm x 244cm)	48"-80" (122cm-203cm) Glides raise to 84" (213cm)
SVT11D4	4'x8' (122cm x 244cm) Bridge Unit	
SVT11D3	3'x8' (91cm x 244cm) Bridge Unit	

FOLD N' SET STAGE & RISER SPECS:

4' x 8' (122cm x 244cm)

Frame Model #	Height
3628-476B	48" to 76" heights (122cm to 193cm)
3625-448B	32" to 48" heights (81cm to 122cm)
3623-432B	24" to 32" heights (61cm to 81cm)
3623-424B	16" to 24" heights (41cm to 61cm)
3621-416B	16" height (41cm)
3520-008B:	8" (21cm) leg kit - set of 4

Decks and connectors are not included in above model #.

Crowd Control Barrier Specifications:

Model #	Description
SBC11P4	4' x 4' Barrier Section
SBC11P6	4' x 6' Barrier Section
SBC11G3	3' Pass-Through Gate
SBC11A1	Inside Corner Section
SBC11A0	Outside Corner Section
SAC11CB46	Tip-Off Caddy: 4 units
SAC11CB66	Tip-Off Caddy: 6 units

THE SICO FAMILY OF PRODUCTS

Tables



Pacer Mobile Folding
Banquet Tables



2-Tier Banquet Tables



SOPHISTICATE Upscale
Catering Tables




Multiple Application
Mobile Folding Tables



Multi-Height
Pre-Event Mobile
Folding Tables

Buffet Stations Mobile Sleepers Portable Dance Floors Luggage Carts



www.sicoinc.com

The Americas
SICO AMERICA INC.
7525 Cahill Road
Minneapolis, MN 55439 USA
In U.S. Phone (800) 328-6138
Outside U.S. (952) 941-1700
Fax (952) 941-6688
e-mail: sales@sicoinc.com

Australasia & South Africa
SICO SOUTH PACIFIC
Lot 3 Blade Close
Berkeley Vale, NSW 2261
Australia
Phone [61] (2) 4336-1333
Fax [61] (2) 4388-4643
e-mail: sales@sicosp.com.au

Europe & Middle East
SICO EUROPE LTD.
The Link Park
Lympe Industrial Estate
Lympe, Kent CT21 4LR
England
Phone [44] (1303) 234000
Fax [44] (1303) 234001
e-mail: sales@sico-europe.com

**Asean Countries,
Korea & India**
SICO ASIA PTE LTD.
1 Clementi Loop #06-01
Clementi West LogisPark
Singapore 129808
Phone (65) 6500-0800
Fax (65) 6500-0811
e-mail: sales@sicoasia.com

Japan
SICO JAPAN
Izumishoji Bldg. 4F
4-2-6, Kojimachi, 4-Chome
Chiyoda-ku, Tokyo 102-0083
Japan
Phone [81] (3) 3288-0145
Fax [81] (3) 3288-0146
e-mail: sales@sico-japan.com

China
SICO-SST
Area B, Tian Zhu Airport
Industrial Zone, Shun Yi District
Beijing, 101312
Peoples Republic of China
Phone [86] (10) 8048-1587
Fax [86] (10) 8048-2510
e-mail: sales@sico-sst.com